

Are you at risk for wet Age-related Macular Degeneration (AMD)?

Too many people lose their good vision to wet AMD.
ForeseeHome® is proven to help detect wet AMD
earlier and preserve your vision.



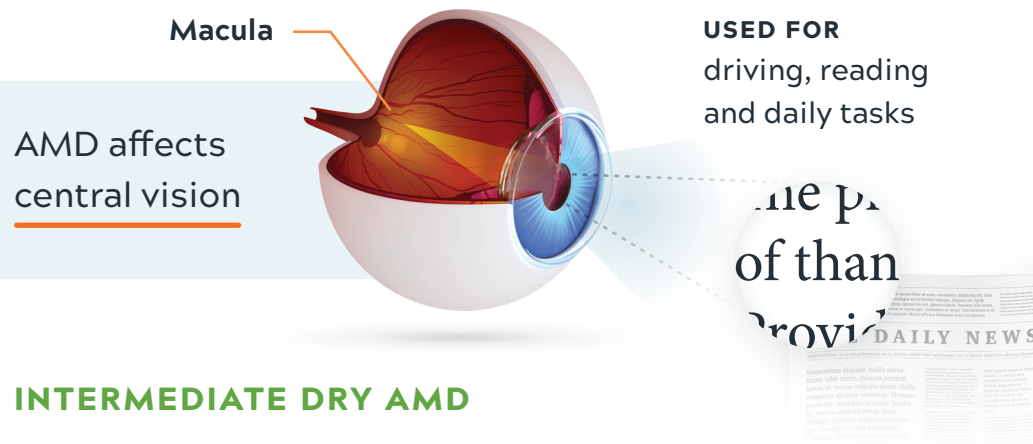
ForeseeHOME™
AMD Monitoring Program

Your eye doctor recommends ForeseeHome
because they care about protecting your vision.



What is AMD and why your doctor takes it seriously

Age-related Macular Degeneration (AMD) is the most common cause of vision loss and blindness for people over 50. AMD affects the **macula** at the back of your eye, which lets you see images directly in front of you, like faces or text. AMD progresses through early, intermediate, and advanced stages. Regular monitoring helps detect conversion to the wet form of the advanced stage, which can cause a rapid decline in vision.



INTERMEDIATE DRY AMD

In intermediate dry AMD, among other changes, fatty deposits called drusen build up in the cells of the macula. As the size and number of these deposits increase, so does your risk of developing the sight-threatening wet AMD. You may not notice any of these changes in your vision over time.

WET AMD


People with intermediate dry AMD are at a much higher risk of progressing to a more advanced form called wet AMD. In wet AMD, abnormal blood vessels can suddenly leak fluid in or near the macula. **You may not notice any changes until significant vision loss has occurred.**

Wet AMD destroys the pinpoint vision needed to see objects clearly and may cause permanent vision loss if left undetected for too long. You could lose functional vision, which allows you to drive, read, or do other daily tasks.

People who already have wet AMD in one eye are at an even greater risk of developing wet AMD in their other eye, with up to a 50% chance of conversion within five years after their first eye is diagnosed.

WET AMD SYMPTOMS

- Straight lines may look wavy and distorted
- Dark spot(s) may appear in your central vision



You have intermediate dry AMD

INTERMEDIATE
DRY AMD EYES



Protect

Home monitoring can help protect against a delay in diagnosing wet AMD by detecting changes in vision between office visits.



DETECT EARLY



Early
Wet AMD

Advanced
Wet AMD

Protect your vision

Catching wet AMD as soon as possible, **before significant vision loss has occurred, is critical.**

- > **Follow your eye doctor's recommendations**, which may include healthy lifestyle choices and vision supplements that may help reduce your risk of converting to wet AMD
- > **Advanced at-home monitoring** has been proven to help your eye doctor detect wet AMD earlier, to help preserve your long-term functional vision

Effective treatments are available for wet AMD, but the disease will continue to progress until your doctor begins treatment. If wet AMD is not detected until your next scheduled eye exam, too much time may have passed for these treatments to be effective in preserving your vision. **The earlier you catch wet AMD, the better chance you have of preserving your vision and independence. The ForeseeHome® AMD Monitoring Program can help.**

You have wet AMD in one eye



Your doctor is currently treating the eye diagnosed with wet AMD. **Continue protecting your vision with ongoing treatment.**



Protect your other eye by **monitoring changes in vision at home.**

DETECT EARLY



Protect your other eye

After your first eye converts, **your other eye (also called the “fellow eye”) is at a higher risk of conversion to wet AMD.**



1 in 4 patients

convert to wet AMD in their fellow eye within 24 months

The change to wet AMD can happen suddenly and at any time, often without you even noticing. Studies show that **the earlier wet AMD is caught and treated, the better the outcomes for your long-term vision.**

Your doctor recommends closely monitoring your fellow eye at home, between office visits. **Take control with the ForeseeHome® AMD Monitoring Program.**



With ForeseeHome, your doctor can diagnose wet AMD earlier so treatment can begin earlier

The FDA-cleared ForeseeHome is an early warning system for your eyes to help detect wet AMD as early as possible. The device offers an easy at-home test to check for changes in your central vision, which you may not see or notice on your own.

A SHORT & EASY DAILY TEST

Just click where the wave in the line appears.




Data from each test are automatically sent to the Notal Vision Monitoring Center, the provider of ForeseeHome.



If a change in test scores is detected, the Monitoring Center alerts your doctor, who will then determine the best course of action.



Patients who maintained functional vision at time of diagnosis (20/40 or better):



34%
Standard of Care Alone

with regular eye exams and self-reporting changes in vision

vs



84%
ForeseeHome

when added to regular eye exams and self-reporting changes in vision

Over 80% of patients who added ForeseeHome to their home monitoring plan* maintained their functional vision when wet AMD was detected and for years after treatment was initiated.

Monitoring between office visits with ForeseeHome, rather than waiting for your next eye appointment, can help preserve your vision.

*Home monitoring plan is determined by your doctor and may include use of an Amsler grid in addition to other recommendations.

ForeseeHome is covered by Medicare Part B and most insurance plans



We work with all insurance plans to determine and secure the best possible coverage for you.

- A Medicare Part B + Secondary Supplement Plan**
Costs as low as **\$0 per month**.
- B Medicare Only**
Patient pays approximately **\$15 per month** once their yearly Medicare Part B deductible is met.
- C Medicare Advantage or Commercial Insurance**
Will require further verification to determine a monthly out-of-pocket cost.

LEARN MORE ABOUT INSURANCE COVERAGE

Call **844-511-6901** to speak with a Patient Financial Services specialist about what your insurance plan will cover.

The Notal Vision Monitoring Center, provider of ForeseeHome, is here to help

The dedicated medical professionals at the Notal Vision Monitoring Center work with you over the phone and guide you every step of the way. They help with:

- > Insurance benefits verification and coverage options
- > Program enrollment
- > Device shipment, set up and training
- > Continuous program support



RECEIVED A REFERRAL?

**Call 844-511-6901
to get started.**



Setup is this easy

Get started with ForeseeHome

Simply plug the ForeseeHome device into a power outlet.



IF YOU HAVE WI-FI

We will send you a Wi-Fi-enabled device with simple setup instructions.



IF YOU DON'T HAVE WI-FI

We will include a modem that plugs into the device and connects automatically to the Notal Vision Monitoring Center like a cell phone.

You do not need a computer or internet connection.



**For questions about setup,
DO NOT call your eye doctor,
call the Notal Vision Monitoring Center.**



I RECEIVED A PHYSICIAN REFERRAL

Call 1-888-910-2020 to complete enrollment.
If we don't hear from you, the Notal Vision Monitoring Center will call you within 2-3 business days.



I HAVEN'T RECEIVED A PHYSICIAN REFERRAL

ForeseeHome is only available with a referral from your eye doctor. Ask your doctor at your next eye exam or treatment visit to refer you to the Notal Vision Monitoring Center, the service provider of the ForeseeHome AMD Monitoring Program.

WE'RE HERE TO HELP

844-511-6901

Mon-Fri, 8 AM to 6 PM EST

www.foreseehome.com

- > Device Enrollment & Support
- > AMD Education
- > Insurance & Financial Services

FDA INDICATION FOR USE

The ForeseeHome is intended for use in the detection and characterization of central and paracentral metamorphopsia (visual distortion) in patients with age-related macular degeneration, as an aid in monitoring progression of disease factors causing metamorphopsia including but not limited to choroidal neovascularization (CNV). It is intended to be used at home for patients with stable fixation.

The ForeseeHome AMD Monitoring Program is only available by physician order and is intended to be used as an addition to regular eye exams.

The ForeseeHome AMD Monitoring Program is covered by Medicare, subject to its coverage requirements for the test, to assess patients with dry AMD who are at risk of developing wet AMD.

ForeseeHome is not appropriate for all patients. If you have difficulty using a mouse or have other issues with your eyes, ForeseeHome may not be right for you. If this is the case, talk to your eye doctor about other at-home monitoring options to protect your vision.

HOME MONITORING CHECKLIST

- ☒ Received a ForeseeHome physician referral
- ☐ Call the Notal Vision Monitoring Center tomorrow (or next business day) at **844-511-6901** to get started*
- ☐ Schedule an appointment to speak with your ForeseeHome Clinical Partner

*If we don't hear from you, you will receive a call from the Notal Vision Monitoring Center within 2-3 days from the toll free number 888-910-2020. Please do not block this number.



ForeseeHome helps detect wet AMD earlier to preserve your vision



FDA
Cleared



Medicare
Covered



**A home monitoring
program that includes
a short, easy daily test.**

ForeseeHome as part of your care plan gives you the best chance of preserving your functional vision (20/40 or better).

**Add
ForeseeHome
to your
contacts:**



**Call the Notal Vision
Monitoring Center
to get started**

844-511-6901

Mon-Fri, 8 AM to 6 PM EST
www.foreseehome.com

ForeseeHome is a registered trademark, and the ForeseeHome AMD Monitoring Program and logo and the Notal Vision logo are trademarks of Notal Vision. © 2025 Notal Vision, Inc. All rights reserved.